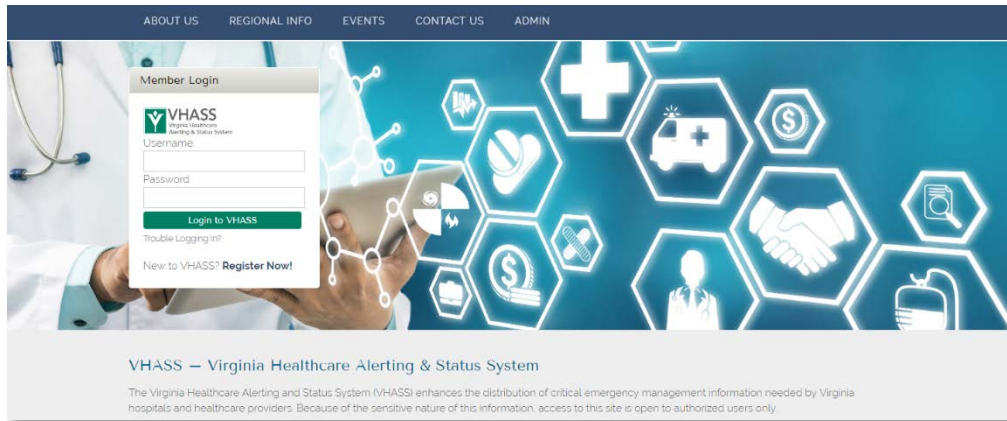
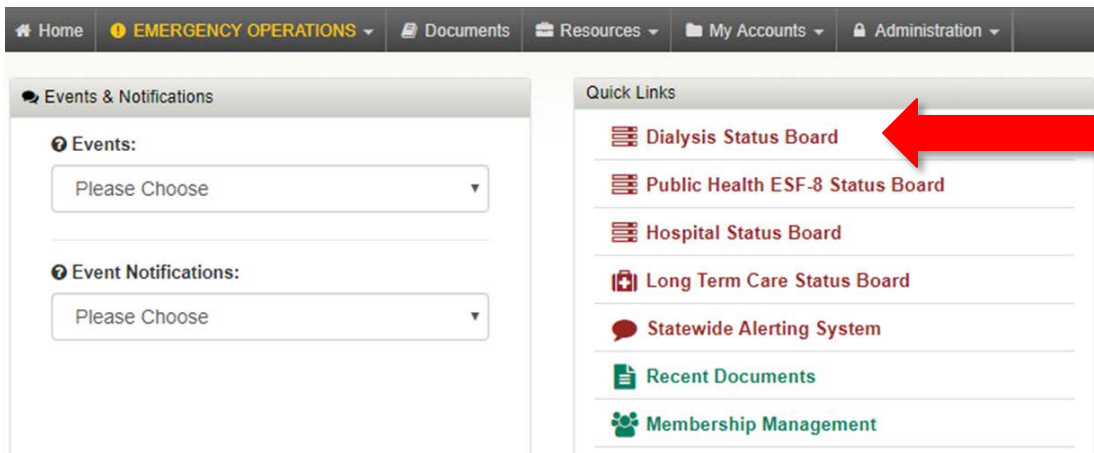




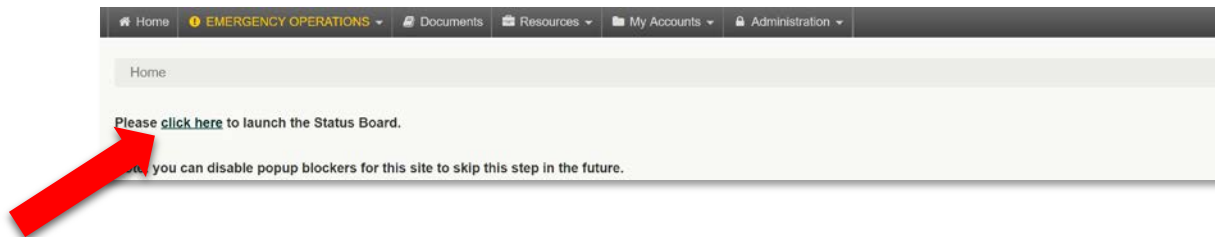
1. Go to the VHASS website: <http://vhass.org/> Login using your username and password.



2. Click “Dialysis Status Board”.



3. Depending on your pop-up blocker settings, you may need to click “click here” to view the status board.





- Once you are viewing the status board, click the green **“Click to Update Status”** button at the top of the screen.

The screenshot shows the top section of the 'Dialysis Status Board' interface. At the top left is the VHHA-MCI logo. On the right is the title 'Dialysis Status Board'. Below the logo is a green bar containing the text 'Update Dialysis Status: Please Choose' followed by a dropdown menu, a green button labeled 'Click to Update Status', and a 'Reset' button. A red arrow points to the 'Click to Update Status' button. Below this bar is a 'Search Filters' section with various dropdown menus for 'Org Type', 'Region', 'Jurisdiction', and 'Organization'. There are also input fields for 'Patient Census' and 'Patient Absenteeism' with 'Min' and 'Max' labels. At the bottom of the search filters are 'Submit' and 'Reset' buttons.

- Fill in your organization’s current information and click the **“Update Organization Status”** button at the bottom to submit.

The screenshot shows the main form area of the 'Dialysis Status Board'. At the top left is the VHHA-MCI logo. On the right is the title 'Dialysis Status Board'. Below the logo is a green bar containing the text 'Update Dialysis Status: Central Region Dialysis (TEST)' followed by a dropdown menu, a green button labeled 'Click to Hide Status', and a 'Reset' button. The main form area is divided into several sections: 'Facility Status' (Open - Normal Operations), 'Normal Operations Expected to Resume' (Please Choose), 'Patients Have Been' (Please Choose), 'Patient Census' (0), 'Patient Unaccounted' (0), and 'Resource Requests'. The 'Resource Requests' section includes a table with rows for Transportation, Clinical Operations Supplies Status, Staffing Resources, Generator Available, Generator Fuel, Water Purification Status, Water Source to Provide Dialysis Treatments, Difficulty Obtaining Water?, and Other. Each row has a dropdown menu and a 'Comments' field. Below the 'Resource Requests' section is a 'Comments' section with several text input fields for 'Reason Closed', 'Alternate Locations', 'Schedule Details', 'Extent of impact', and 'Assistance provided by local, state or Fed partners'. At the bottom of the form is a green button labeled 'Update Organization Status', which is highlighted with a red arrow.