

W A F F L E
H O U S E®

INDEX

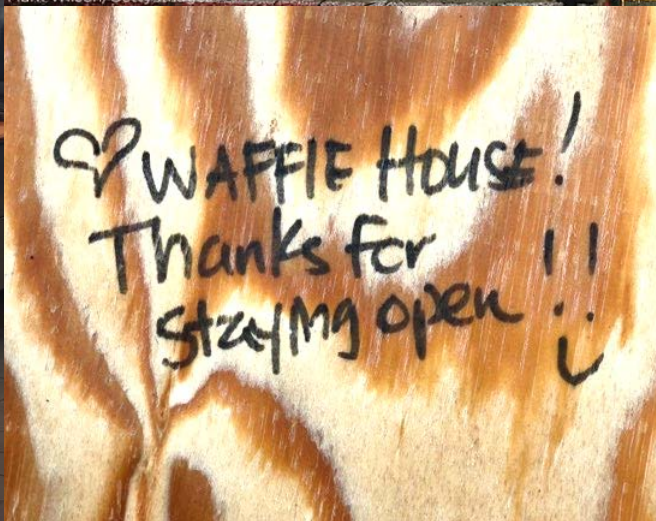


WAFFLE
HOUSE

“If a Waffle House is closed because there’s a disaster, it’s bad.”

-Craig Fugate

Why?

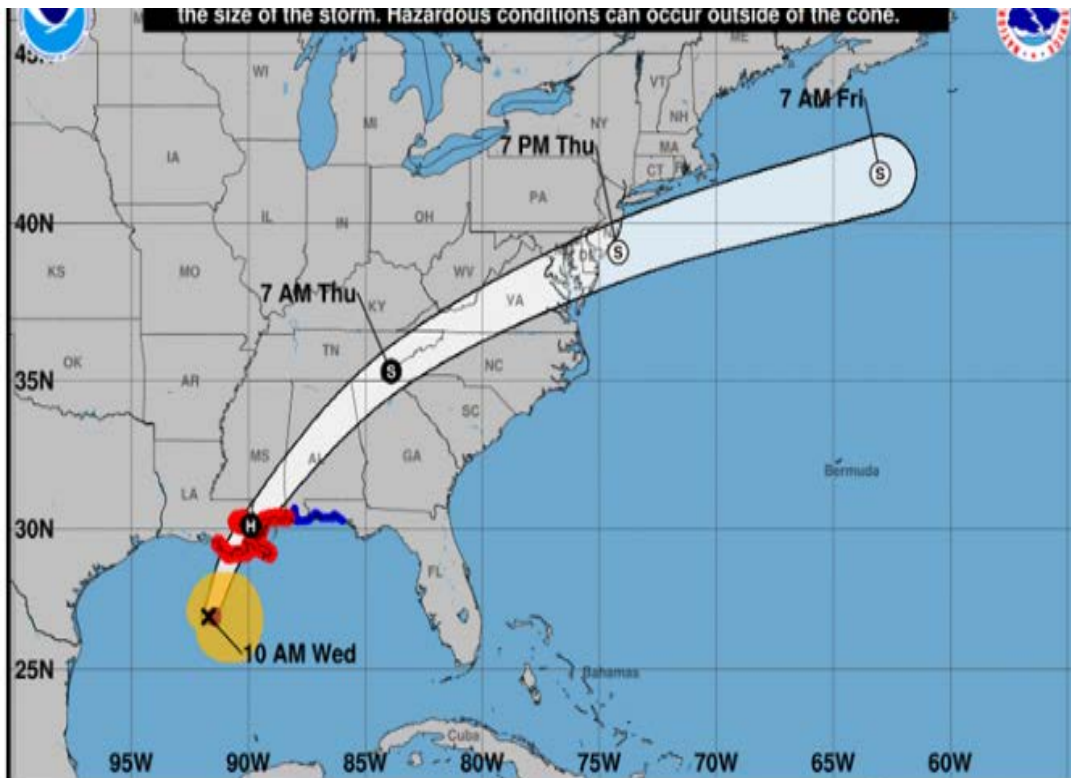


FOR STORM UPDATES

**DOWNLOAD THE
FOX CAROLINA APP**



f

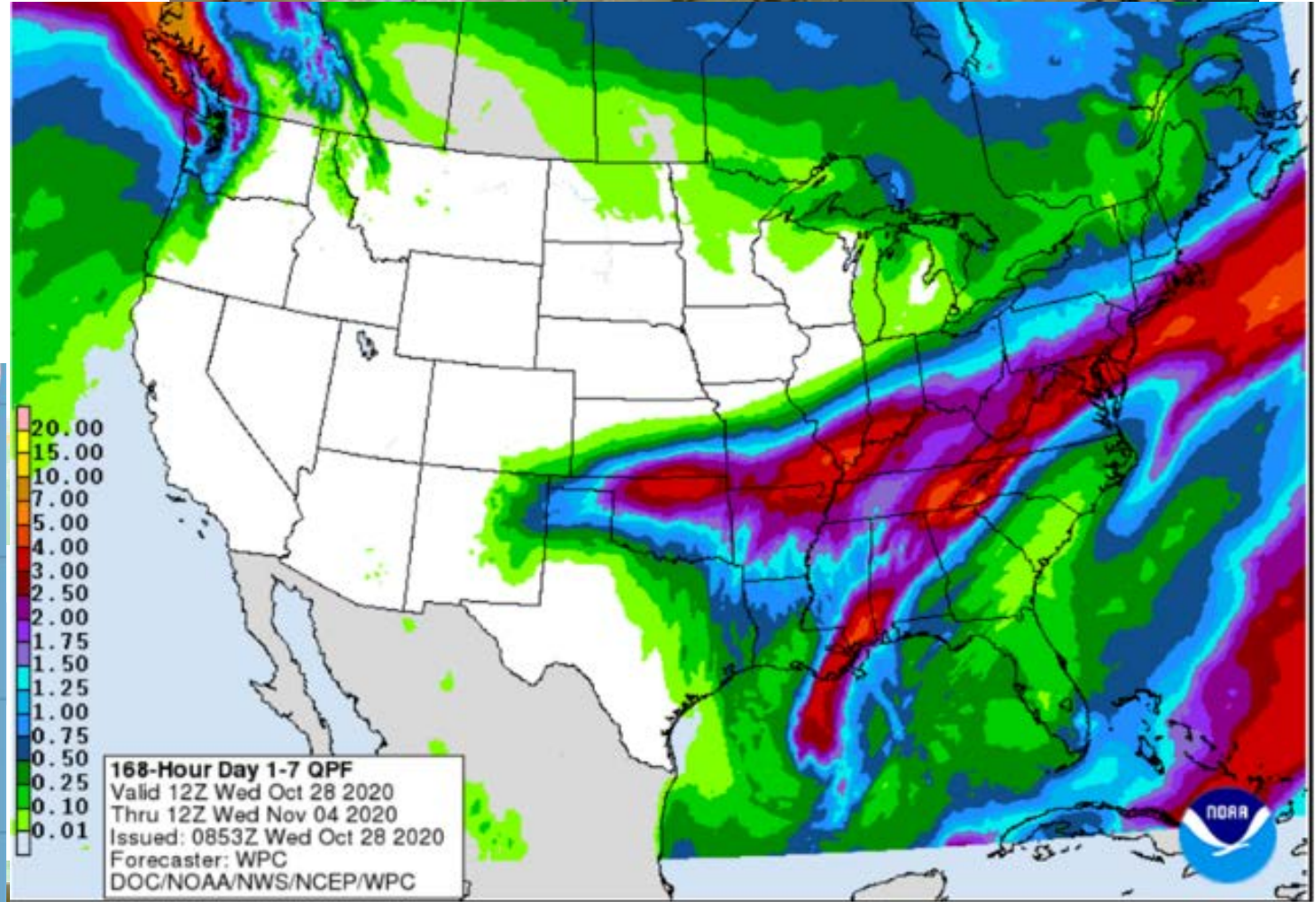


Hurricane Zeta
 Wednesday October 28, 2020
 10 AM CDT Advisory 16
 NWS National Hurricane Center

Current information: x
 Center location 26.9 N 91.7 W
 Maximum sustained wind 90 mph
 Movement N at 18 mph

Forecast positions:
 ● Tropical Cyclone ○ Post/Potential TC
 Sustained winds: D < 39 mph
 S 39-73 mph H 74-110 mph M > 110 mph

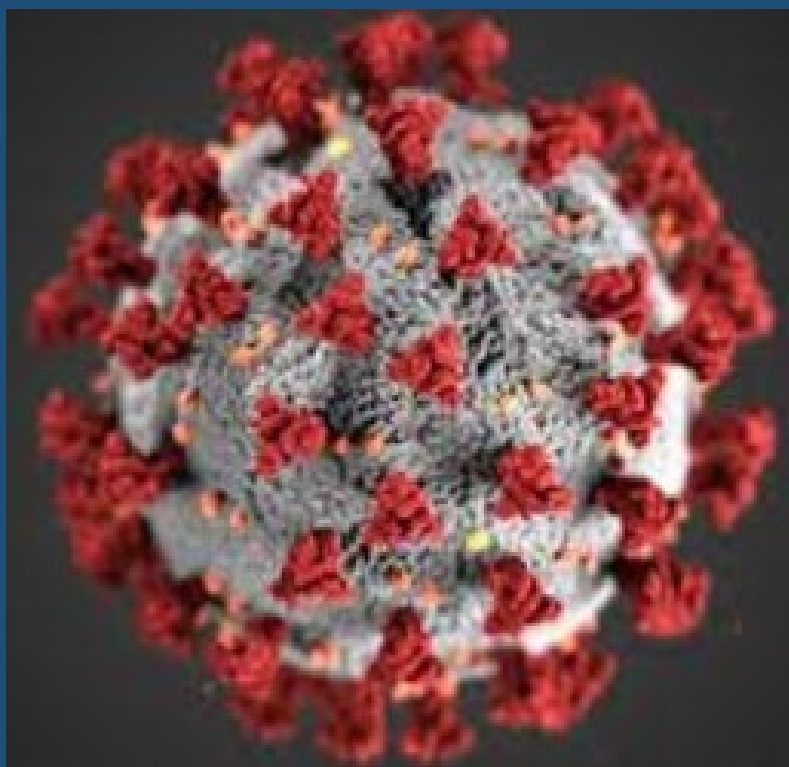
Potential track area: Day 1-3 (solid line), Day 4-5 (dotted line)
Watches: Hurricane (pink), Trop Stm (yellow)
Warnings: Hurricane (red), Trop Stm (blue)
Current wind extent: Hurricane (brown), Trop Stm (orange)



Hurricane Zeta

October 28, 2020

Covid-19



**WAFFLE
HOUSE**



What If?

WAF FLE
HOUSE[®]

STORM
PLAYBOOK

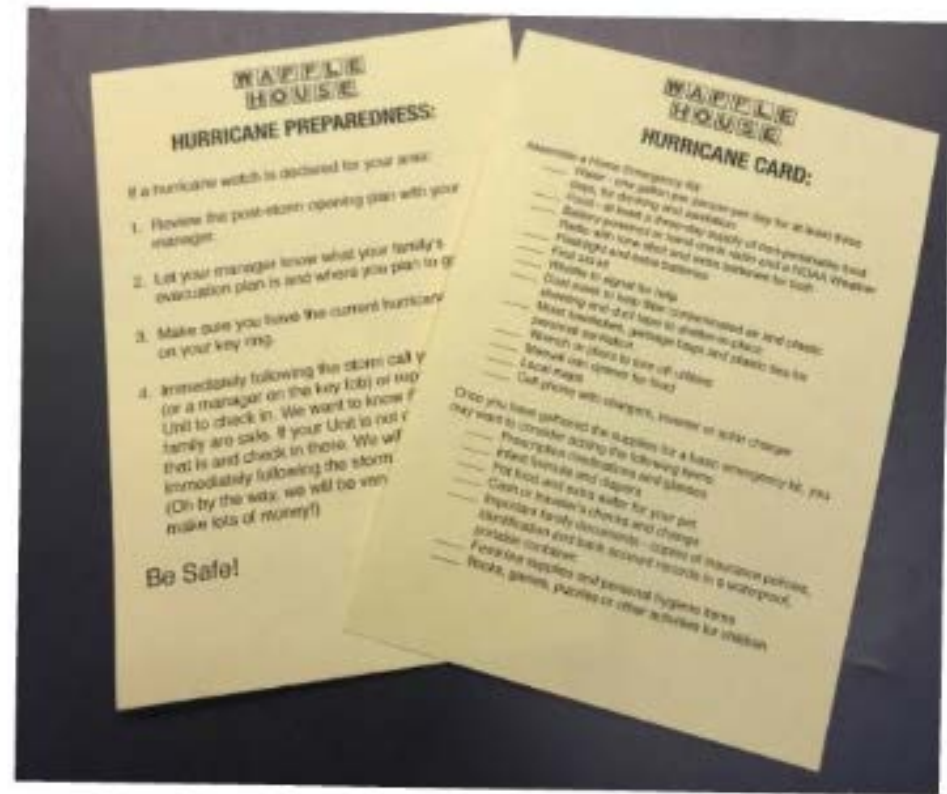
Pre-Season...

PRE-SEASON PLANNING

AVPs- Hold pre-season meetings for all management to discuss how to handle all types of storms or emergencies for the coming year.

Pre-Season Management Agenda

- "Create a "ground rules" document to promote safety among team members during the response. Avoid unnecessary risks. Nothing is more important than your safety! Don't drive anywhere within a few hours of storm hitting.
- Cover Unit Ready Checklist
- Put a copy of the Hourly active and inactive listings in each Unit's Storm Binder
- Review Associate & Management show up protocols for after storm.
 - o Reassure that we will not put people in harm's way. Our goal is to be one of the last businesses closed to serve the people in the community.
 - If an area is under an EVACUATION, we may or may not close the restaurant. That will be the decision of the SVP/EVP.
- Make sure to cover where to evacuate in the event of a storm. Try to stay as close as safety permits. Use a People Data Sheet to collect where they are evacuating.
- Designate a meeting place after the storm in case of cell service interruption.
- After the storm passes, we will try to open quickly to serve the public.
 - o Do not threaten any Associate with termination if they do not show up.
 - o Management has a higher responsibility to be in the restaurant as soon as safety permits. Know where Managers will evacuate to and coach any inconsistencies.
- Review STORM BINDER protocols.
- Show up and build relationships with local hotel owners and staff BEFORE the storm season.
- Divisions and up** – Download GAS BUDDY app. It will show what stations are open post storm. Also
 - o Download GROUP ME app for phone. This is how the Corporate Storm Center will be communicating during a storm. The app is free and allows you to better share information with the Corporate Storm Center.
- Review Storm Best Practices**
 - o The hourly workforce is the key asset that we need when reopening.
 - o The door corps should be well trained on the full house policy.
 - o Sense of urgency has a trickle effect. Speed of team is speed of leader.
 - o Consider going to 12-hour shifts right after the storm. (refer to Emergency 12 Hour Schedule form available on UIS)
 - o Schedule form available on UIS)
 - o If there is a lot of early volume, go to 6 am shift change.



UNIT READY CHECKLIST

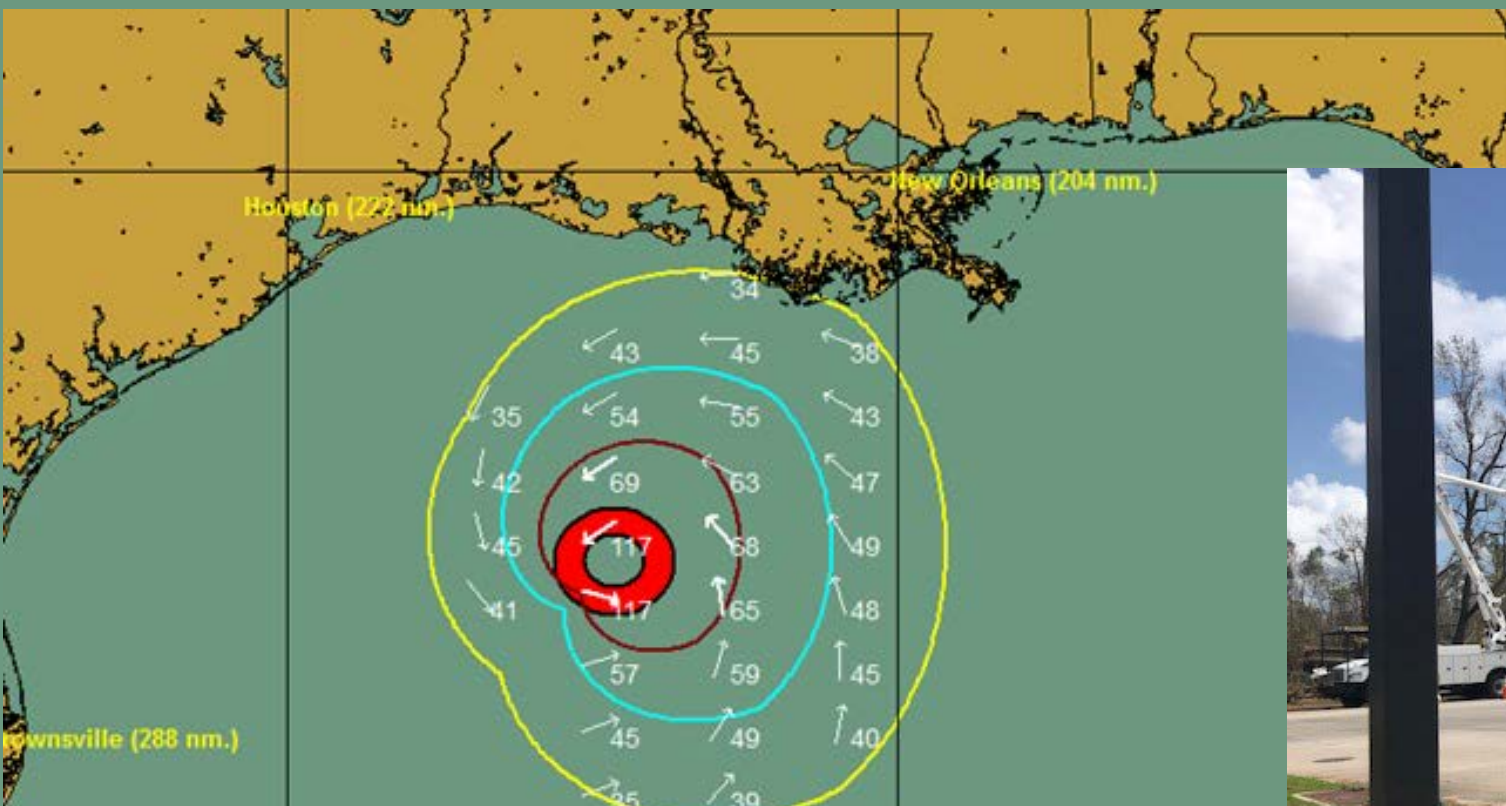
Unit Ready Checklist

Sign – off: Initial Date

- Emergency LED battery lights
- 2 Flashlights and extra batteries
- Long lighter
- 3-compartment sink stoppers
- Tongs to use to pick up pre-cooked meat

Additional items to check:

- First Aid Kit is full with proper supplies
- Division & District Managers have keys to the front doors
- Five Days of pull sheets
- Updated Associate contact list including phone numbers and addresses
- Locate front door key and register key – tape to upper left of office window



Unit	EVP	SVP	AVP	State	City	Max Wind (Mph)	Peak Gusts (Mph)	Damage	Forecast Rain (in.)
1929	ROB ABNEY	D WENTWORTH	M POSEY (DISTASI) AREA	FL	PANAMA CITY	140	170	Extreme	7.1
68	ROB ABNEY	D WENTWORTH	M POSEY (DISTASI) AREA	FL	PANAMA CITY	140	170	Extreme	7.06
1247	ROB ABNEY	D WENTWORTH	M POSEY (DISTASI) AREA	FL	CALLAWAY	140	170	Extreme	6.97
988	ROB ABNEY	D WENTWORTH	M POSEY (DISTASI) AREA	FL	PANAMA CITY	140	170	Extreme	7.05
1491	ROB ABNEY	D WENTWORTH	M POSEY (DISTASI) AREA	FL	PANAMA CITY BEACH	140	170	Extreme	6.85
1204	ROB ABNEY	D WENTWORTH	M POSEY (DISTASI) AREA	FL	PANAMA CITY BEACH	137	166	Extreme	6.81
1403	ROB ABNEY	D WENTWORTH	M POSEY (DISTASI) AREA	FL	LYNN HAVEN	137	166	Extreme	7.08
1045	ROB ABNEY	D WENTWORTH	M POSEY (DISTASI) AREA	FL	PANAMA CITY BEACH	133	162	Extreme	6.79
2040	ROB ABNEY	D WENTWORTH	M POSEY (DISTASI) AREA	FL	PANAMA CITY BEACH	132	161	Extreme	6.84
919	ROB ABNEY	D WENTWORTH	M POSEY (DISTASI) AREA	FL	MARIANNA	121	146	Extensive	7.25
1856	ROB ABNEY	D WENTWORTH	M POSEY (DISTASI) AREA	FL	MARIANNA	121	146	Extensive	7.36
1092	ROB ABNEY	D WENTWORTH	M POSEY (DISTASI) AREA	FL	PANAMA CITY BEACH	97	117	Moderate	6.5
2021	SCOTT FOWLER	T LIVECCHÉ	L PERRY (PERSONE) AREA	GA	ALBANY	93	113	Minimal	4.92
1137	SCOTT FOWLER	T LIVECCHÉ	L PERRY (PERSONE) AREA	GA	ALBANY	93	113	Minimal	4.95
1547	SCOTT FOWLER	T LIVECCHÉ	L PERRY (PERSONE) AREA	GA	LEESBURG	91	110	Minimal	4.94
783	SCOTT FOWLER	T LIVECCHÉ	L PERRY (PERSONE) AREA	GA	ALBANY	91	110	Minimal	4.83
1338	ROB ABNEY	D WENTWORTH	M POSEY (DISTASI) AREA	FL	CHIPLEY	77	93	Minimal	7.16
1953	ROB ABNEY	D WENTWORTH	M POSEY (DISTASI) AREA	FL	PANAMA CITY BEACH	76	92	Minimal	5.76
130	SCOTT FOWLER	T LIVECCHÉ	L PERRY (PERSONE) AREA	GA	CORDELE	74	89	Minimal	4.87
1819	SCOTT FOWLER	T LIVECCHÉ	L PERRY (PERSONE) AREA	GA	CORDELE	72	89	Minor	4.87

Hurricane Laura

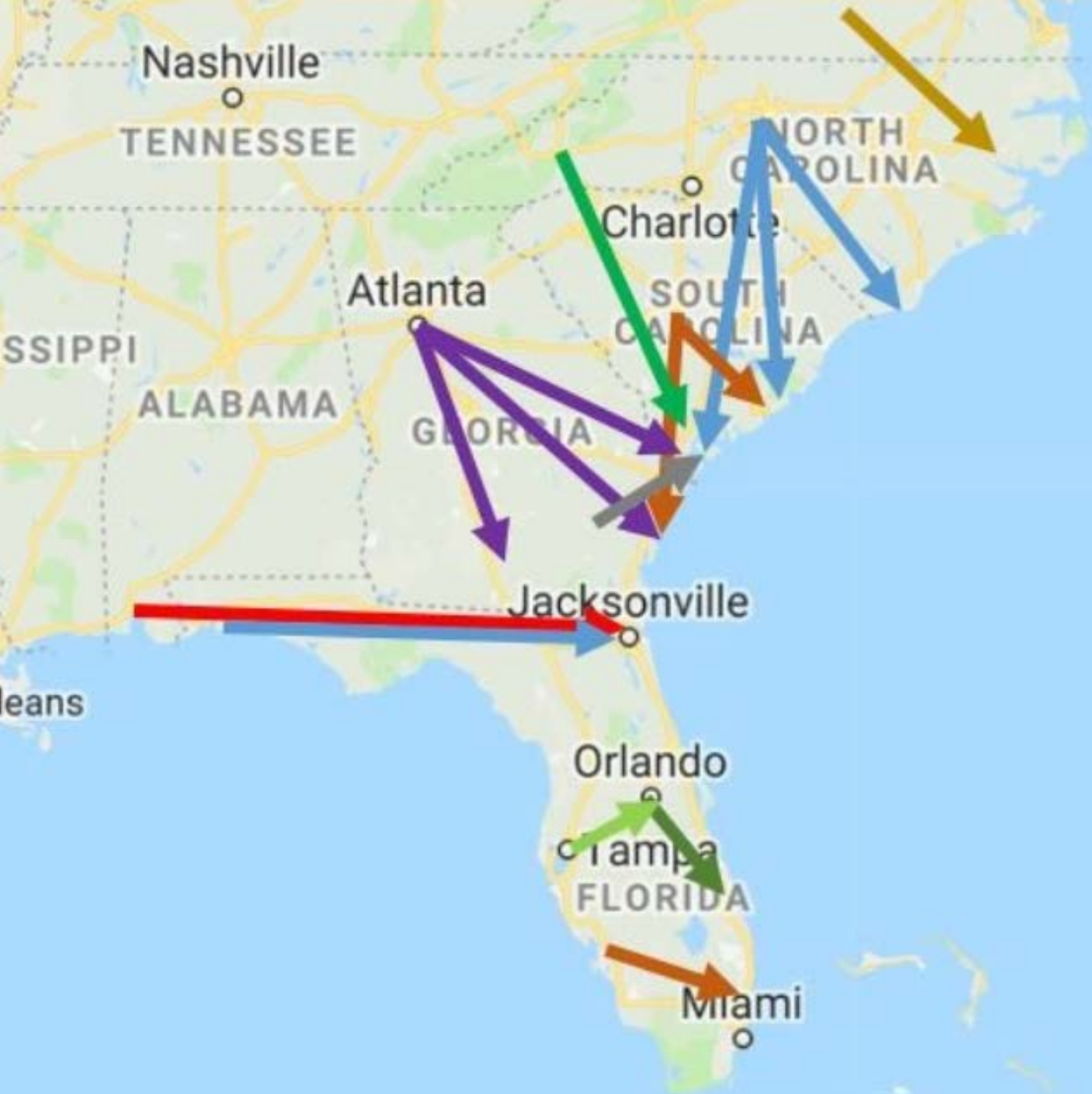
Prepare...




Respond...



Jump Team Deployment





An aerial satellite-style photograph of a tropical cyclone, showing a well-defined eye and spiral cloud bands over a vast expanse of the ocean. The eye is a dark, circular center surrounded by a lighter, more turbulent ring of clouds.

W A F F L E
H O U S E®

Larry Sigler
(404) 518-2041
larrysigler@wafflehouse.com

INDEX